


AQUAFUNPARK 110

OCEAN LINE



AQUAFUNPARK 110

OCEAN LINE

882_m²

AREA

115

VISITORS

49x18_m

DIMENSIONS

40



















ELEMENTS

IT'S NOT JUST A WATER PARK. IT'S AQUAFUN.

info@aquafun.fun · www.aquafun.fun

ELEMENTS OCEAN LINE




 <p>CANYON AFP-OL-CY 500 × 500 × 230 cm 25.0 m² 138kg / 0.81 m³ 100 × 90 × 90 cm</p>	 <p>CLIMB OVER AFP-OL-CO 500 × 300 × 250 cm 15.0 m² 73kg / 0.49 m³ 100 × 70 × 70 cm</p>	 <p>CLIMBER AFP-OL-CL 500 × 500 × 420 cm 25.0 m² 133kg / 0.49 m³ 100 × 70 × 70 cm</p>	 <p>COLUMN AFP-OL-CM 500 × 500 × 300 cm 25.0 m² 53kg / 0.25 m³ 70 × 60 × 60 cm</p>	 <p>CONNECTOR C1 AFP-OL-C1 100 × 250 × 20 cm 2.5 m² 14kg / 0.06 m³ 60 × 30 × 30 cm</p>	 <p>CONNECTOR C5 AFP-OL-C5 500 × 250 × 20 cm 12.5 m² 49kg / 0.15 m³ 90 × 40 × 40 cm</p>
 <p>CONNECTOR PLUS3 AFP-OL-CP3 300 × 500 × 20 cm 15.0 m² 48kg / 0.13 m³ 80 × 40 × 40 cm</p>	 <p>CUBE AFP-OL-CU 700 × 550 × 300 cm 38.5 m² 275kg / 1.51 m³ 112 × 112 × 120 cm</p>	 <p>FLAT BASE AFP-OL-FB 500 × 500 × 20 cm 25.0 m² 68kg / 0.2 m³ 80 × 50 × 50 cm</p>	 <p>GUARD TOWER AFP-OL-GT 500 × 500 × 410 cm 25.0 m² 136kg / 0.81 m³ 100 × 90 × 90 cm</p>	 <p>KATAPULT AFP-OL-KP 665 × 300 × 125 cm 20.0 m² 129kg / 0.64 m³ 100 × 80 × 80 cm</p>	 <p>KATTRAMPO AFP-OL-KT 410 × 300 × 120 cm 12.3 m² 66kg / 0.23 m³ 90 × 50 × 50 cm</p>
 <p>PULL THROUGH AFP-OL-PT 500 × 300 × 100 cm 15.0 m² 54kg / 0.25 m³ 70 × 60 × 60 cm</p>	 <p>PYRAMID AFP-OL-PY 500 × 300 × 300 cm 15.0 m² 45kg / 0.42 m³ 85 × 70 × 70 cm</p>	 <p>SINGLE WALK AFP-OL-SW 500 × 300 × 50 cm 15.0 m² 34kg / 0.13 m³ 80 × 40 × 40 cm</p>	 <p>SLIDE AFP-OL-SL 600 × 300 × 300 cm 18.0 m² 126kg / 0.58 m³ 90 × 80 × 80 cm</p>	 <p>SLIDING PATH AFP-OL-SP 500 × 300 × 150 cm 15.0 m² 80kg / 0.38 m³ 90 × 70 × 60 cm</p>	 <p>SWING OUT AFP-OL-SO 540 × 300 × 440 cm 16.2 m² 186kg / 0.49 m³ 100 × 70 × 70 cm</p>



TRAMPOLINE

2

AFP-OL-TM
500 × 500 × 100 cm
25.0 m²

 161 kg / 0.29 m³
80 × 60 × 60 cm


ELEMENTS ADDITIONALS



EASY RAMP

6

AFP-AD-ER
250 × 160 × 10 cm
4.0 m²

 15kg / 0.06 m³
60 × 30 × 30 cm